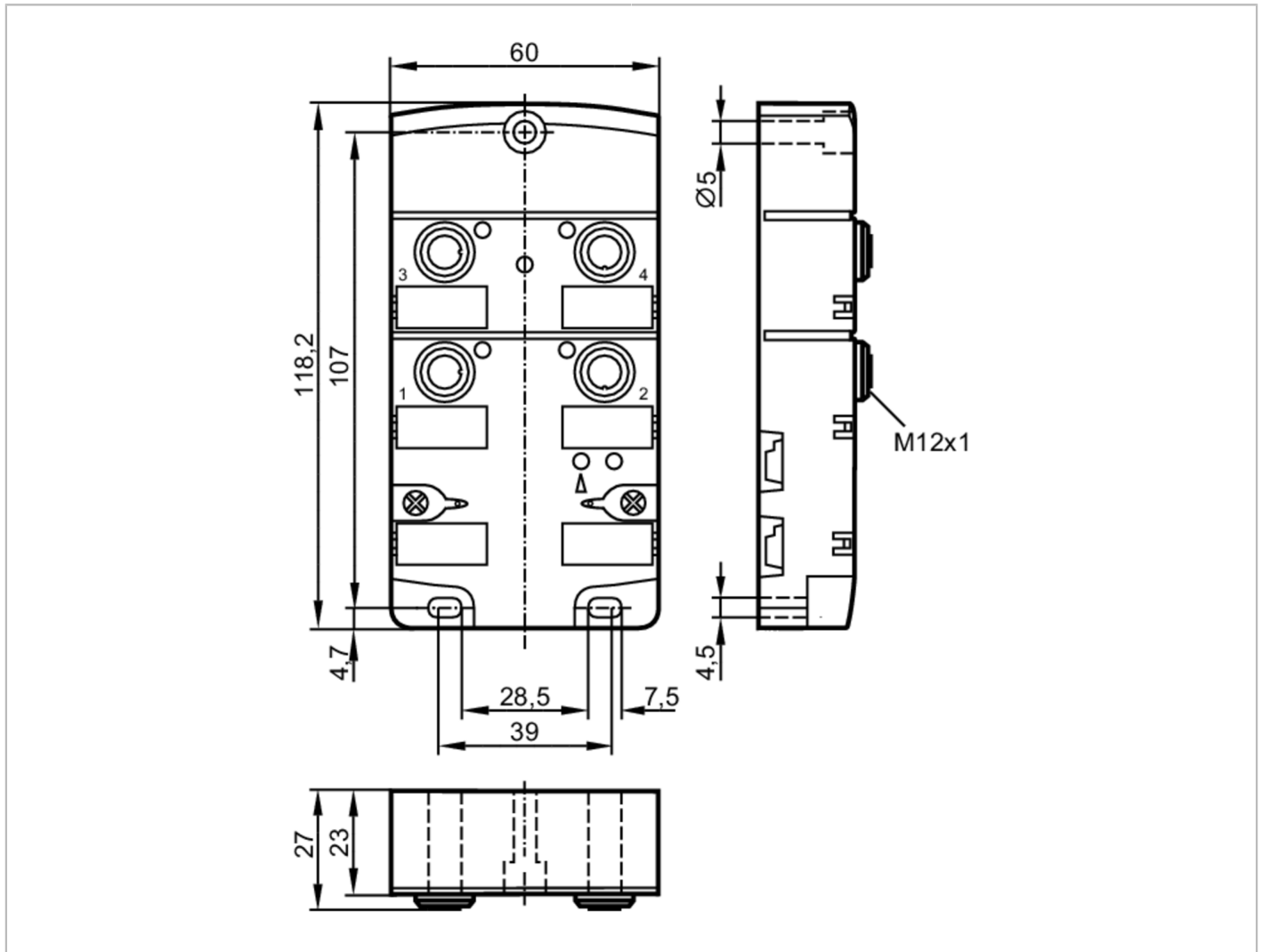


AC2457



AS-Interface CompactLine module

CompactLM12 4DI-Y M12 IP67



Application	
Application	field installation
Electrical data	
Operating voltage [V]	26.5...31.6 DC
Max. current consumption from AS-i [mA]	250
Inputs / outputs	
Number of inputs and outputs	Number of digital inputs: 4
Inputs	
Number of digital inputs	4
Input circuit of digital inputs	PNP; (type 2 according to IEC 61131-2)
Sensor supply of the inputs	AS-i
Power supply [V]	20...30; (DC)
Max. total current rating of inputs [mA]	200
Input current limitation [mA]	15

AC2457



AS-Interface CompactLine module

CompactLM12 4DI-Y M12 IP67

Input current High	[mA]	6...10
Input current Low	[mA]	0...2
Switching level high	[V]	> 11
Digital inputs protected against short circuits		yes

Operating conditions

Ambient temperature	[°C]	-25...80
Storage temperature	[°C]	-25...80
Max. relative air humidity	[%]	90; (non condensing)
Max. height above sea level	[m]	2000
Protection		IP 67; (when flat cables are used E7400x / E7401x)

Tests / approvals

EMC	EN 61000-6-2	
	EN 62026-2	
	EN 50581	
MTTF	[years]	383
UL approval	power supply	Class 2

AS-i classification

AS-i version	2.11; 3.0				
AS-i addressing	IR addressing possible				
Extended addressing mode	yes				
AS-i profile	S-0.A.E				
AS-i I/O configuration	[hex]	0			
AS-i ID code	[hex]	A.E			
AS-i certificate	40301				
Assignment of the data bits	data bit	D0	D1	D2	D3
	input	1	2	3	4
	socket	I-1/2	I-1/2 I-2	I-3/4	I-3/4 I-4
	pin	4	2 4	4	2 4

Mechanical data

Weight	[g]	289.5
Type of mounting	AS-i flat cables directly connectable	
Materials	PA; socket: brass nickel-plated; threaded inserts in the lower part: brass nickel-plated; O-ring: FKM; piercing contacts: CuSn6 nickel-plated and tin-plated	

Displays / operating elements

Display	switching status	LED, yellow I1...I4
	operation	LED, green AS-i
	errors	LED, red

Electrical connection

Module connection	Flat cables
-------------------	-------------

Accessories

Accessories (optional)	Stainless steel sleeve, for installation in case of high mechanical stress , E70402
------------------------	---



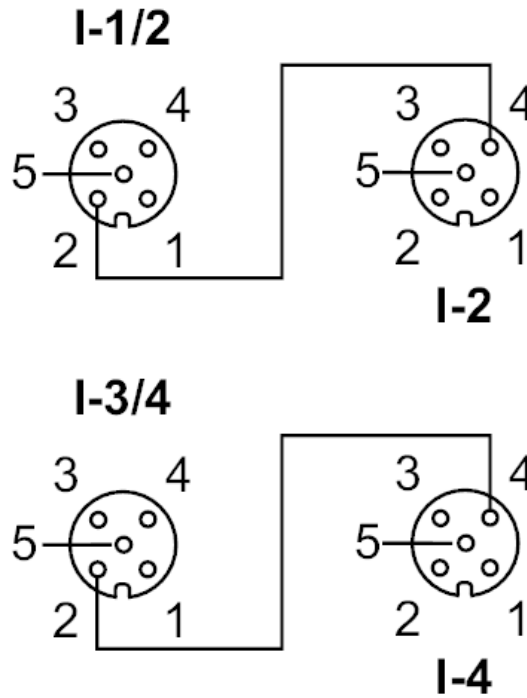
AS-Interface CompactLine module

CompactLM12 4DI-Y M12 IP67

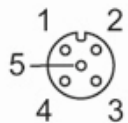
Remarks	
Remarks	Do not connect any of the following points to an external potential: I-, I+, I1, I2, I3, I4
	The connections are electrically connected with the AS-i cable.
Pack quantity	1 pcs.

Electrical connection

Connection



Connector: 4 x M12; coding: A



	Inputs
1	Sensor supply +
2	data input
3	Sensor supply -
4	data input
5	functional earth (FE)